



RESEARCH FOR WELLNESS FUND FOR INTERVENTION 2025 PART 1- APPLICATION FORM

The policy direction of the Ministry of Health and Wellness (MOHW) is to encourage research to enhance the provision of research for health and wellness that promotes development. The MOHW Research for Wellness Fund was announced by the Hon Minister of Health and Wellness, Dr Christopher Tufton. This fund is one of the stimulants to encourage research for health in Jamaica.

The MOHW is committed to using research evidence, to guide its policies in improving the wellness of persons within society. The research should take into consideration provision of evidence ranging from efficacy to effectiveness, with due to the contextual variation across communities.

The wellness areas of focus for the Ministry are the following seven (7) areas:

1. Wellness in the workplace
2. Wellness in schools
3. Wellness in homes
4. Wellness in communities
5. Wellness among persons living with non-communicable diseases and risk factors (tobacco use, physical inactivity, the harmful use of alcohol, unhealthy diets and air pollution)
6. Mental health
7. Maternal health

Awards will be granted for Tier I and Tier 2 studies. Tier 1 studies are those led by experienced/seasoned investigators with a research budget up to a maximum value of J\$20 million. Tier 2 studies are “proof of concept” research with a maximum budget of J\$5 million.

The Research for Wellness Fund (RWF) is open to teams conducting research in Jamaica. The research team must be led by a **Principal Investigator who is resident in Jamaica**. Research must be in the short-term, inform policy and practice for health and wellness; and be in alignment with the priority areas mentioned above.

The application comprises four (4) parts and **all four (4) parts must be submitted** via the MOHW website at <https://www.moh.gov.jm/RWF-submit/> to be considered a complete application:

- | | |
|---------------|---|
| Part 1 | The Research for Wellness Fund Application Form (fillable PDF) |
| Part 2 | The Workplan, Budget and Budget Justification (Microsoft Word document) |
| Part 3 | Declarations Form (Adobe PDF document) |
| Part 4 | Qualifications and Experience (Microsoft Word document) |

N.B. If the project is conducted in collaboration with researchers from another institution, a Letter of Support should be submitted.

Applications submitted contrary to these instructions will not be reviewed.

Key: PS = Pre-Screening; AC = Adjudication Criteria

(1) Grant Application Information


Date of Application:		
	_____ / _____ / _____	
	day month year	
Principal Investigator:		
(In the event that the applicant is a student, the Principal Investigator should be the Supervisor and will be the corresponding investigator)		
Surname:	First name:	Position:
Address:	Telephone:	Email Address:
Co-investigators		
Surname:	First name:	Position:
Address:	Telephone:	Email Address:
Surname:	First name:	Position:
Address:	Telephone:	Email Address:
Surname:	First name:	Position:
Address:	Telephone:	Email Address:
Surname:	First name:	Position:
Address:	Telephone:	Email Address:
Surname:	First name:	Position:
Address:	Telephone:	Email Address:
Surname:	First name:	Position:
Address:	Telephone:	Email Address:

Institution to Which Applicant Affiliated:	
Wellness Priority Area to Be Covered:	
Title of Proposal:	
Study Tier (Please Check One)	
Tier 1 (experienced investigators)	Tier 2 (proof of concept research)
Grant Request Amount (JA \$):	
Counterpart Funding (JA \$):	

Project Duration (months):


(2) Abstract/Project Summary: (500 Words)

The summary should describe succinctly all major components of the research project. This should include background, aims and objectives, methodology, significance of research, ethical considerations, budget and timelines (**Aligns to AC 1-8/PS 1-2**)


A large, empty rectangular box with a black border, intended for the user to write their 500-word abstract or project summary. The box is currently blank.

(3) Literature Review (5 pages):


This section should include recent published literature on the topic. It should highlight gaps in research and build a case as to why the current research is necessary (**Aligns with AC 1,3,6,7**)

A large, empty rectangular box with a black border, intended for the student to write their literature review. The box occupies most of the page below the instructions.


(3) Literature Review continued:

A large, empty rectangular box with a black border, intended for the user to write their literature review. The box occupies most of the page's vertical space below the section header.


(3) Literature Review continued:

A large, empty rectangular box with a black border, intended for the user to write the literature review. The box is currently blank.

(3) Literature Review continued:


A large, empty rectangular box with a black border, intended for the user to write their literature review. The box occupies most of the page below the section header.

(3) Literature Review continued:

A large, empty rectangular box with a black border, intended for the user to write their literature review. The box occupies most of the page's vertical space below the section header.


(4) Aims and Objectives (1 page):

This should summarize the goals and objectives of the current research as well as expected outcomes. The objectives should be Specific, Measurable, Achievable, Realistic and Time-bound (SMART) and should be clearly linked to the methods and expected outcomes. (**Aligns with AC 3-5**)


A large, empty rectangular box with a black border, intended for the applicant to write their aims and objectives. The box occupies most of the page below the instructions.

(5) Methodology (5 pages):


List each objective and explain in detail the methods that will be used to achieve the stated outcomes. Reference should be made to established methods. Provide details of study design; measurements; data collection methods (including permissions to use instruments); sampling methodology; sample size calculation; and plan for data analysis. **(Aligns with AC 4-5)**

A large, empty rectangular box with a black border, intended for the user to write the methodology section of the application form.


(5) Methodology continued:




(5) Methodology continued:



(5) Methodology continued:




(5) Methodology continued:


A large, empty rectangular box with a black border, intended for the user to write their methodology. The box occupies most of the page below the section header.

(6) Innovation (2 pages):

Applicants should use this section to identify any new concepts, methods, approaches or instrumentation in their research, or how the research may add new insights which are counter to the current models of understanding. **(Aligns with AC 6-7)**


A large, empty rectangular box with a black border, intended for the applicant to write their response to the Innovation section. The box is currently blank.

(6) Innovation continued:

A large, empty rectangular box with a black border, intended for the applicant to provide details on innovation. The box is currently blank.


(7) Impact/Significance of the Work to Health Policy/Practice and Knowledge Transfer/Dissemination (1 page):

This should describe the problem to be addressed and how this will add to the field of scientific knowledge. The section should also indicate how the research may influence current policy and/or practice for health and wellness. Research should indicate plans for dissemination, taking into consideration the different audiences/beneficiaries of research findings. **(Aligns with AC 7)**




(8) Ethical Considerations (1 page):

This section should include risks and benefits to participants, institutional permissions, informed consent, measures to protect data confidentiality and security and vulnerable populations. **(Aligns with AC 5)**

A large, empty rectangular box with a black border, intended for the user to write their response to the ethical considerations question. The box occupies most of the page below the instructions.


(9) References (2 pages):

Applicants are encouraged to cite recent literature (that is, literature published in the last five years), where possible. **(Aligns with AC 1, 3, 6, 7)**

A large, empty rectangular box with a black border, intended for the applicant to list their references. The box occupies most of the page below the instructions.

(9) References continued:

Additional Page:

A large, empty rectangular box with a solid black border, occupying most of the page. It is intended for providing additional information or details related to the application form.

